


## INNERS RIGHT-HAND PAGE

### PUR Books Inners A4

Landscape / 297 x 210mm

How to set and supply your artwork correctly



1. Select: *Layers Tool*:  (F7) > Select: *Artwork (place here)* layer. Create/Add your design to the *Artwork* layer.
2. Once your design is complete, please remove the *Guide* layer. **Failure to remove will result in the guide layer printing over your artwork design.**
3. Export to: *Adobe PDF (Print)* (PC: ctrl+ E / Mac: cmd+E). **Please ensure when exporting to a PDF file you select 'Pages':**

### IMPORTANT INFORMATION

#### Single pages or double page spreads?

We have provided templates for both single pages (left page & right page) and double page spreads.

This is to give you the choice as to how you want to design your book. When you start your design just use your preferred option.


## INNERS LEFT-HAND PAGE

### PUR Books Inners A4

Landscape / 297 x 210mm

How to set and supply your artwork correctly



1. Select: *Layers Tool*:  (F7) > Select: *Artwork (place here)* layer. Create/Add your design to the *Artwork* layer.
2. Once your design is complete, please remove the *Guide* layer. **Failure to remove will result in the guide layer printing over your artwork design.**
3. Export to: *Adobe PDF (Print)* (PC: ctrl+ E / Mac: cmd+E). **Please ensure when exporting to a PDF file you select 'Pages':**

### IMPORTANT INFORMATION

#### Single pages or double page spreads?

We have provided templates for both single pages (left page & right page) and double page spreads.


This is to give you the choice as to how you want to design your book. When you start your design just use your preferred option.


KEEP IMPORTANT TEXT AND IMAGES INSIDE WHITE AREA


## INNERS RIGHT-HAND PAGE

**For more detailed information:**  
Please download our Product Guide from our product page.

- **Accepted format:** Adobe PDF (Print). Ideally: PDF/X-1a: 2001 (one file)
- **Colour:** CMYK (RGB and Pantones will be converted)
- **Fonts:** Embedded or converted to outlines
- **Image Resolution:** 300dpi to 450dpi
- **Crop marks:** Include (offset 10mm)

 **Finished Size** - This is the finished size of the product once trimmed.

 **Safe Area** - We recommend keeping text and important inside the white area.

 **Bleed** - Please extend your artwork into this section. Failure to do so may result in white or unprinted edges when the product is trimmed to the finished size.

KEEP IMPORTANT TEXT AND IMAGES INSIDE WHITE AREA

## INNERS LEFT-HAND PAGE

**For more detailed information:**

Please download our Product Guide from our product page.

- **Accepted format:** Adobe PDF (Print). Ideally: PDF/X-1a: 2001 (one file)
- **Colour:** CMYK (RGB and Pantones will be converted)
- **Fonts:** Embedded or converted to outlines
- **Image Resolution:** 300dpi to 450dpi
- **Crop marks:** Include (offset 10mm)



**Finished Size** - This is the finished size of the product once trimmed.



**Safe Area** - We recommend keeping text and important inside the white area.



**Bleed** - Please extend your artwork into this section. Failure to do so may result in white or unprinted edges when the product is trimmed to the finished size.